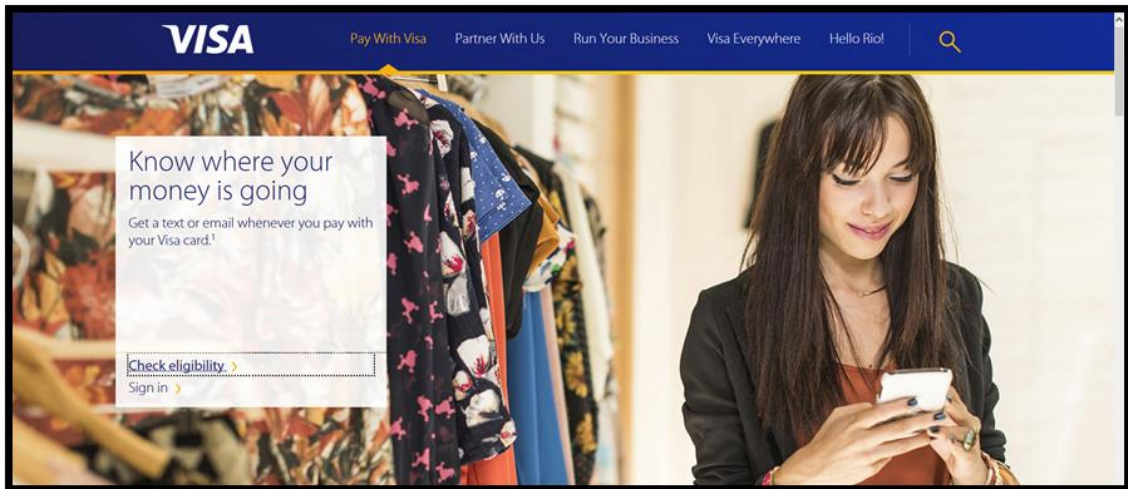


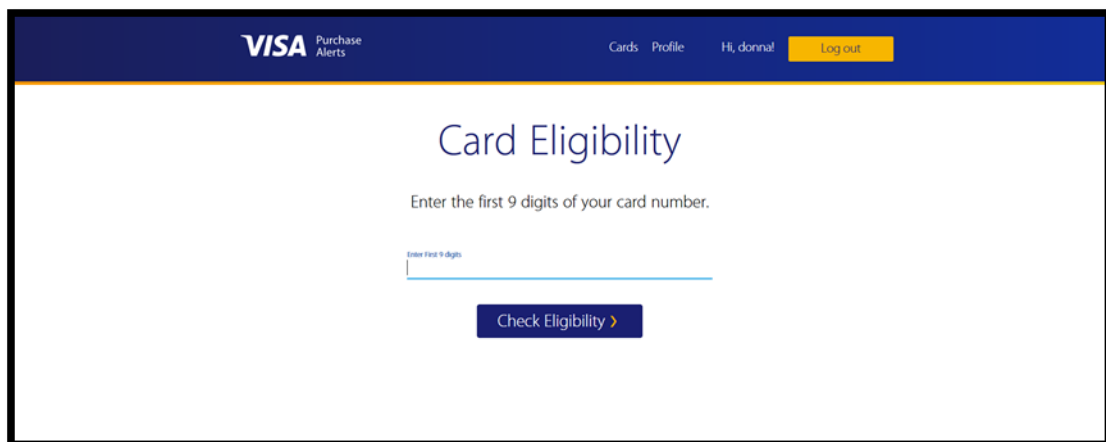
# VISA Purchase Alerts

Here are the screens you will see as you work through the Visa Purchase Alerts registration process.

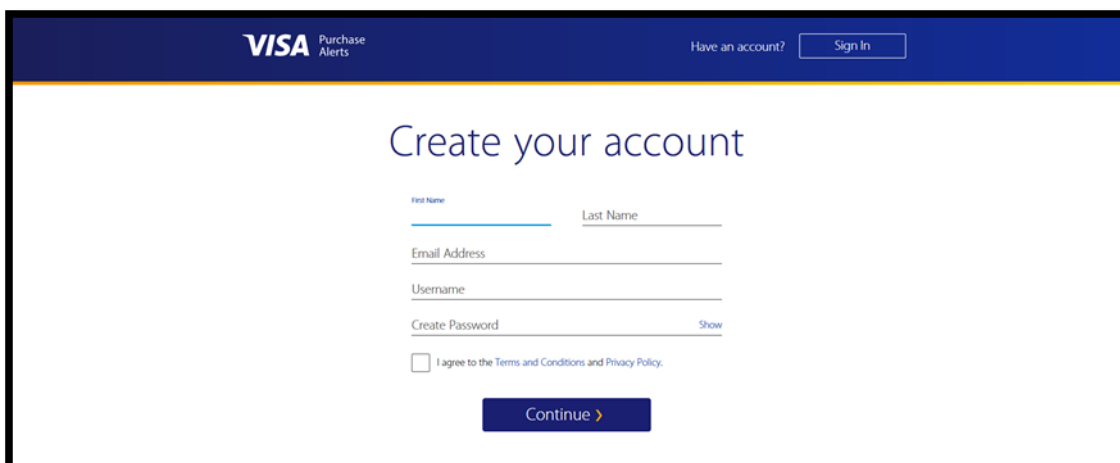
1.



2.



3.



4.

VISA Purchase Alerts

Have an account? [Sign In](#)

## Confirm your Email address

To confirm your identity, we've sent a code to dhoff@ttcu.org.  
Please enter the code to continue.

1 2 3 4 5 6

[Resend Code >](#) [Continue >](#)


[Change email address >](#)

5.

VISA Purchase Alerts

Have an account? [Sign In](#)

## Add your Card



Complete Card Number  
4306 0859 1 \_\_\_\_\_

Expiration Date  
09 / 17

Security Code  
\_\_\_\_\_

Card Nickname  
\_\_\_\_\_

Billing Address  
\_\_\_\_\_

First Name \_\_\_\_\_ Last Name \_\_\_\_\_

Address 1  
\_\_\_\_\_

Address 2 (optional)  
\_\_\_\_\_

6.

VISA Purchase Alerts

Cards Profile Hi, donna! [Log out](#)

### History Settings

Alert me when a purchase meets or exceeds this amount: Amount \$ 11  Email  Text

Alert me when my card is used outside the United States  Email  Text

Alert me when a purchase is made online or by phone  Email  Text

[Cancel >](#) [Save Changes >](#)

FINISHED!